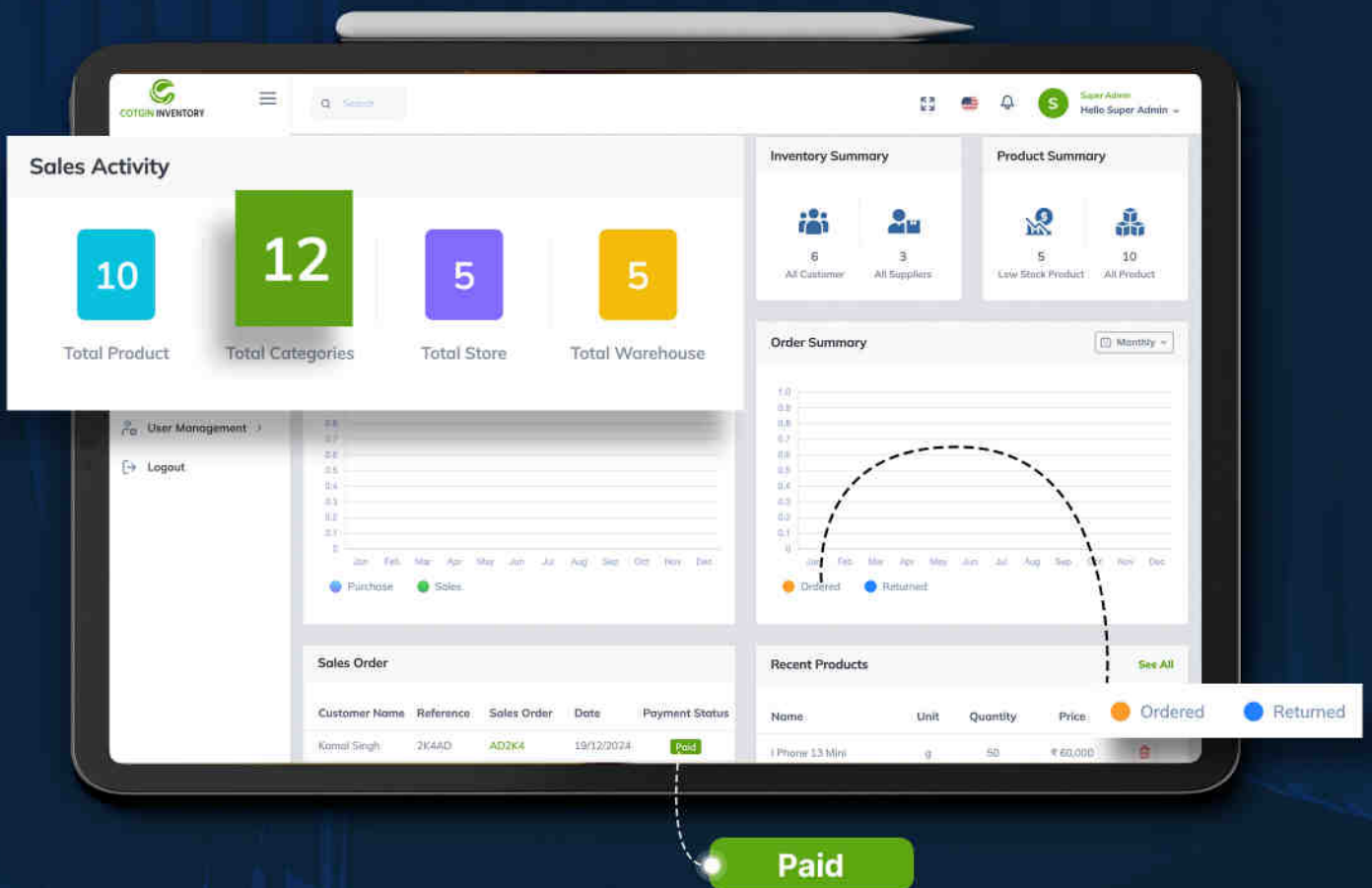


Inventory Management Dashboard

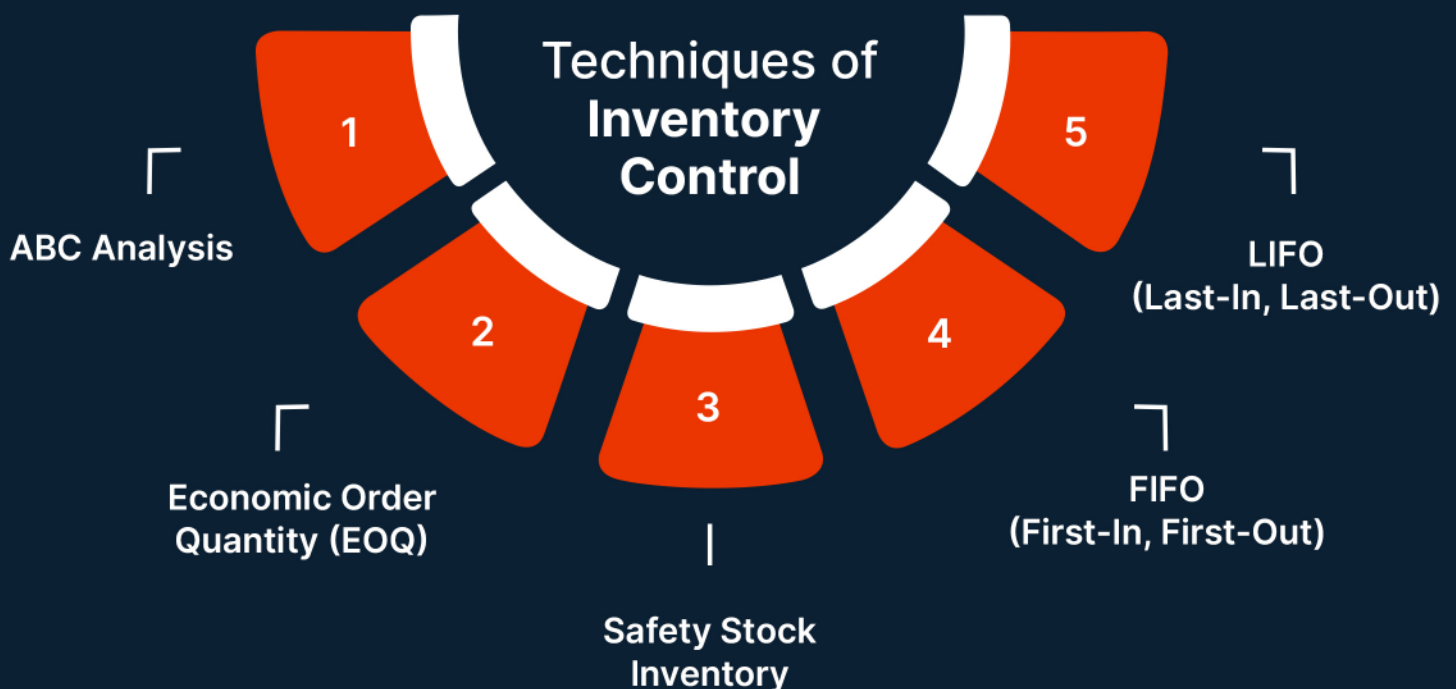
Streamlining Stock Monitoring, Order Tracking & Recorder Alert For Business Efficiency



• Introduction

Cotgin Inventory has designed groundbreaking technologies that streamline inventory management, optimize storage space, and improve overall operational efficiency. Their inventions focus on integrating cutting-edge automation, smart tracking, and data analytics, providing businesses with powerful tools to enhance productivity and reduce operational costs. With years of experience and a deep understanding of the retail and logistics industries, Cotgin Inventory continues to lead the charge in transforming how stores and warehouses manage their operations, helping businesses thrive in an ever-evolving market.

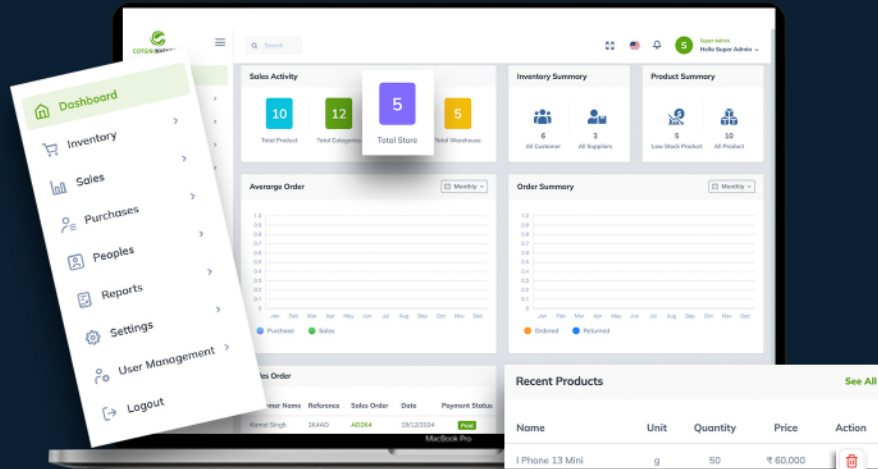
Cotgin Inventory is an accomplished inventor whose work focuses on transforming the operational efficiency of stores and warehouses. By combining a deep understanding of the retail and logistics industries with innovative design, Cotgin Inventory has developed cutting-edge solutions aimed at optimizing inventory management, improving storage systems, and automating key processes. Their inventions leverage advanced technologies such as smart tracking, automated inventory systems, and data-driven analytics to help businesses minimize costs, maximize space utilization, and improve workflow efficiency.



Here Are The Key Features Of Cotgin Inventory Management System:

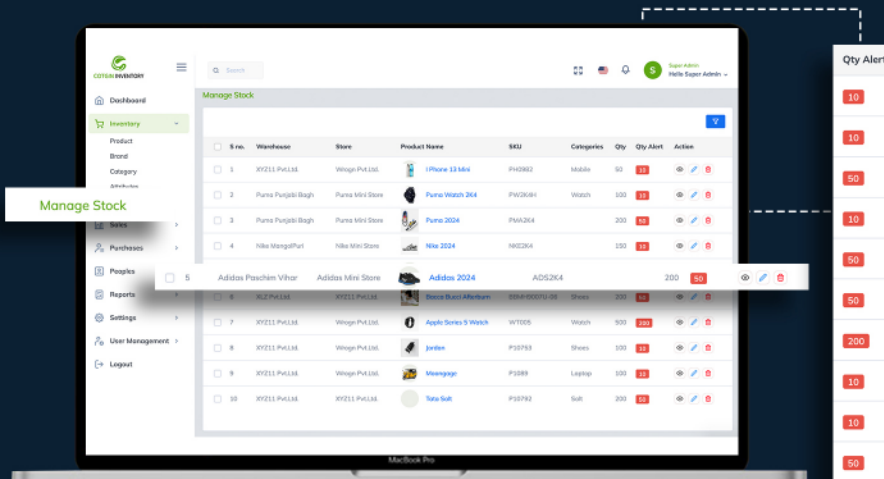
Real-Time Tracking

Monitor stock levels in real-time, ensuring up-to-date information on available products across various locations, such as stores or warehouses.



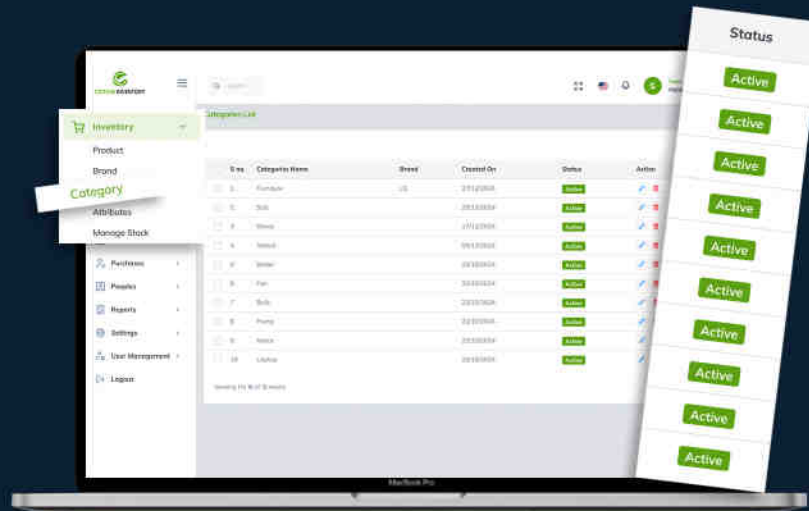
Automated Stock Alerts

Set low-stock alerts to automatically notify managers when products are running low, helping to prevent stockouts and streamline reordering.



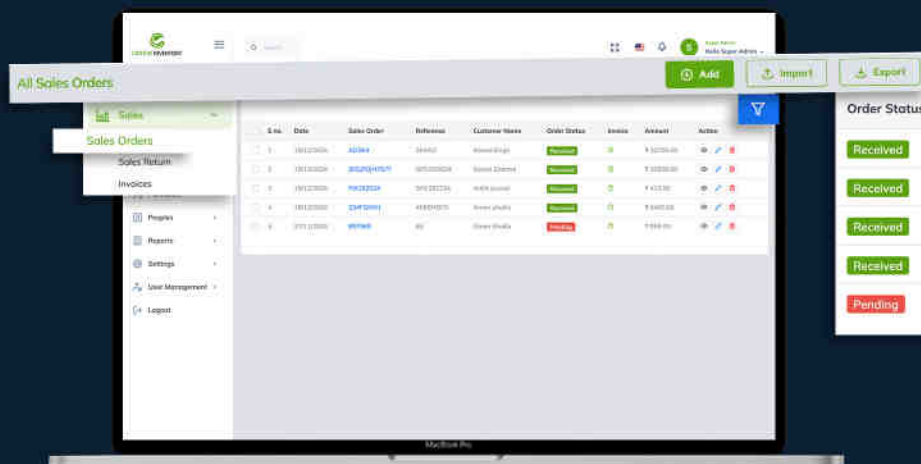
Inventory Categorization

Categorize inventory by product type, location, or supplier to simplify the search, tracking, and management of items across different sections or warehouses.



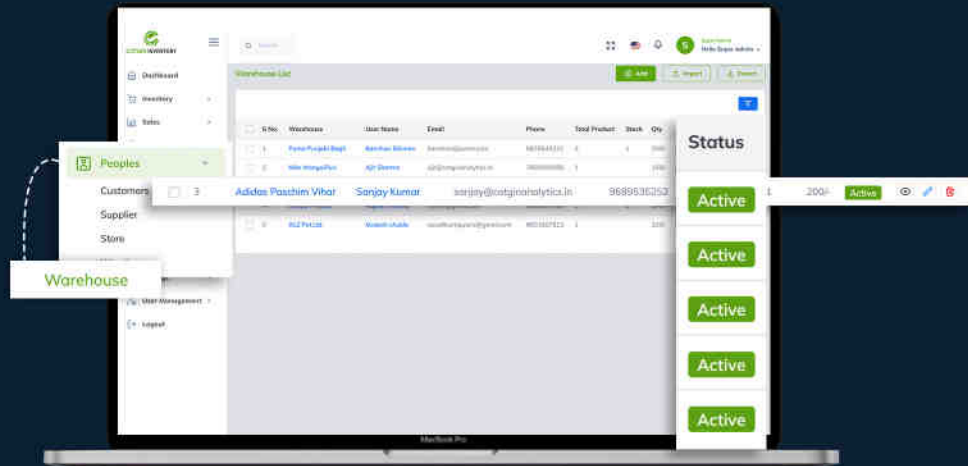
Order Management

Track incoming and outgoing orders, manage backorders, and process sales orders, ensuring that the right products are available at the right time.



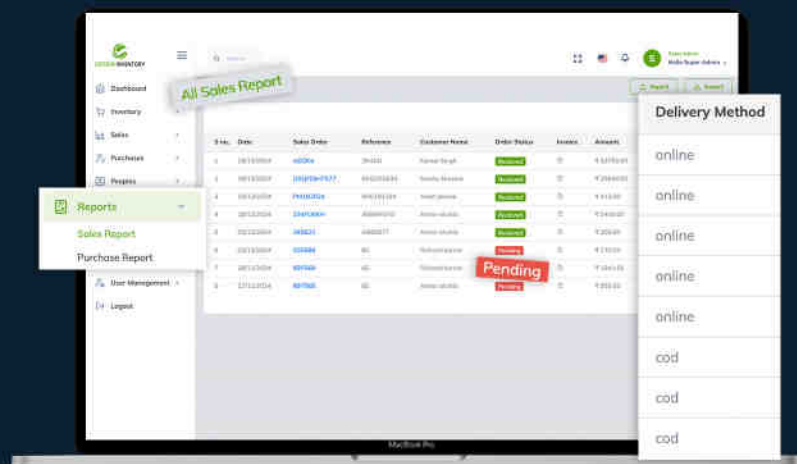
Multi-Warehouse Management

For businesses with multiple warehouses or stores, manage inventory across all locations from a single platform, enabling better coordination and stock redistribution.



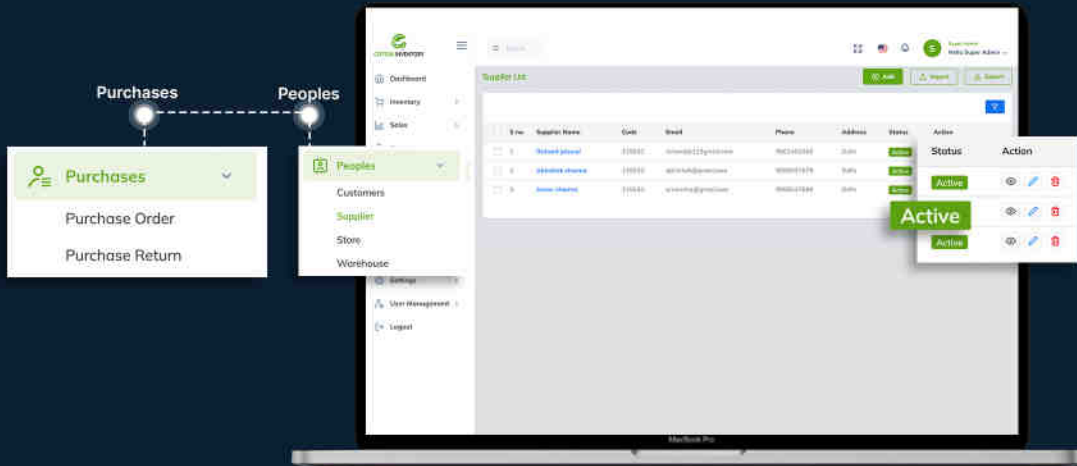
Stock Level History and Reporting

Access historical data on inventory levels, stock movements, and sales trends. Reports can help businesses forecast demand and make data-driven decisions.



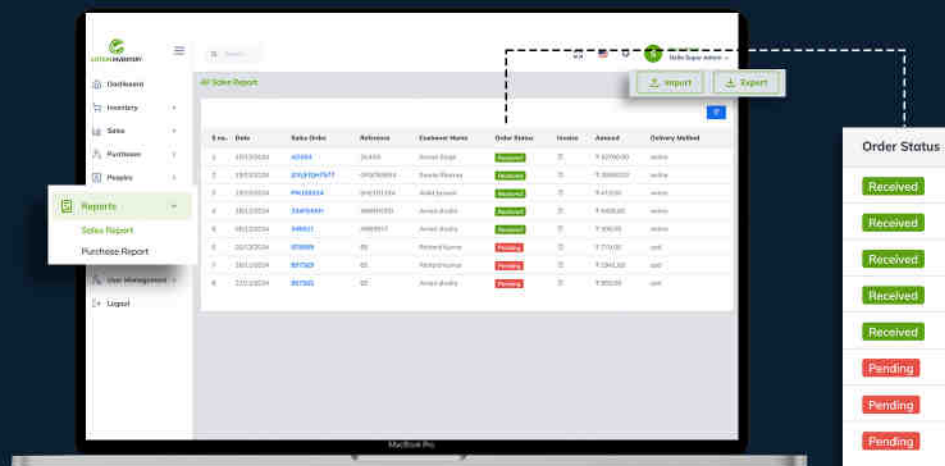
Supplier and Purchase Management

Keep track of supplier information, purchase orders, and delivery schedules to ensure timely restocking and better vendor relationships.



Inventory Audits and Reconciliation

Simplify periodic audits by tracking inventory movements and reconciling physical counts with system data, reducing discrepancies.



User Roles and Permissions

Set different access levels for staff, ensuring that only authorized personnel can perform specific actions such as making stock adjustments or managing orders.

The screenshot displays a web application interface for managing user roles and permissions. On the left, a sidebar menu lists various system functions: Dashboard, Inventory, Sales, Purchases, Peoples, Reports, Settings, User Management (highlighted), Manage Users, Role & Permission, Permissions, Activity Log, and Logout. The main content area is titled 'Role & Permission' and features a table with columns for 'Id', 'Role Name', and 'Created On'. Below the table are 'Show', 'Edit', and 'Delete' action buttons. A green button labeled 'Create New Role' is positioned to the right of the table. Dashed lines connect the 'Role & Permission' text to the corresponding section in the sidebar and the table in the main content area.

Id	Role Name	Created On	Action
1	Admin	08/02/2024	Show Edit Delete
2	Supervisor	08/02/2024	

Role & Permission

A 3D-style button for 'User Management' with a dropdown arrow, connected to the sidebar menu in the previous block.



Contact Us!

Phone

+91 7699000006
011-44122122

Email

info@cotginanalytics.in

Web

www.cotginanalytics.in

Address

21, Arihant Nagar, West Punjabi Bagh,
New Delhi, Delhi-110026

